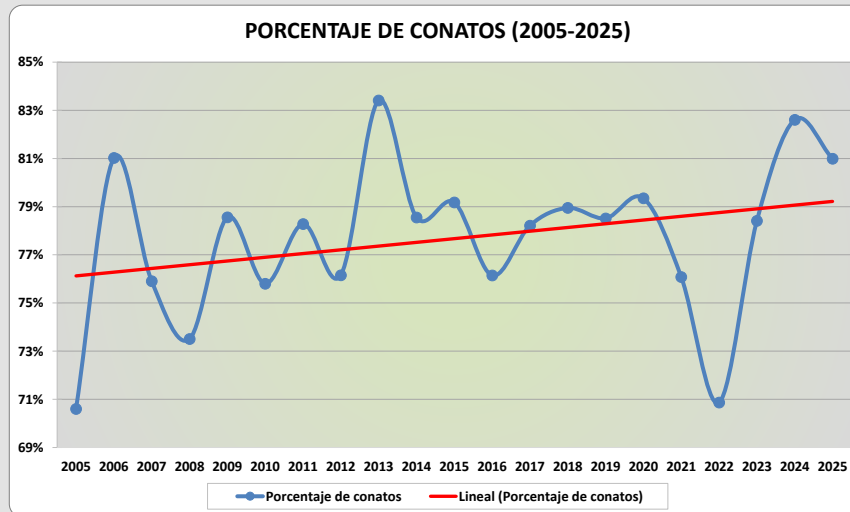
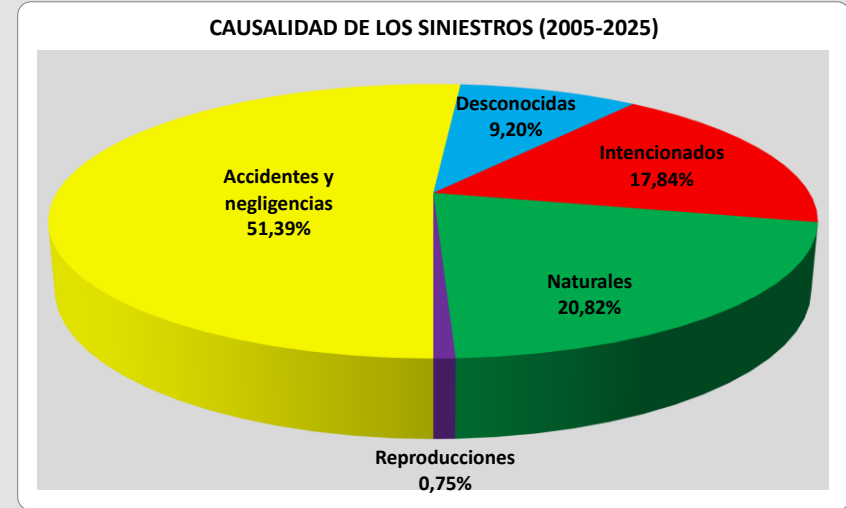
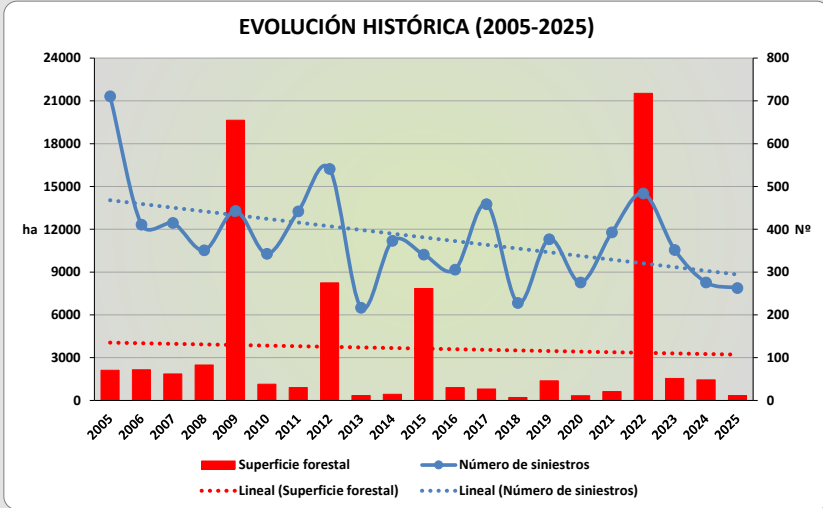


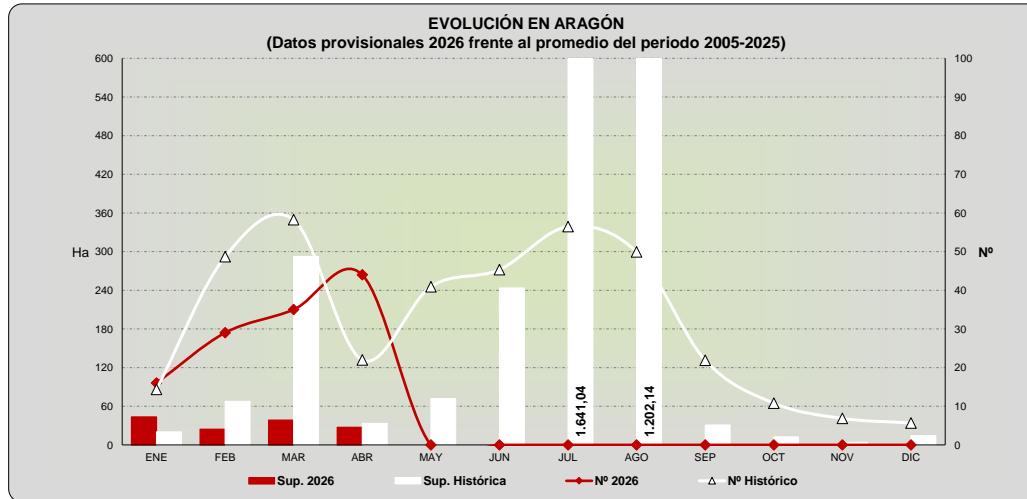
AVANCE ESTADÍSTICO DE INCENDIOS FORESTALES

30 de abril de 2026



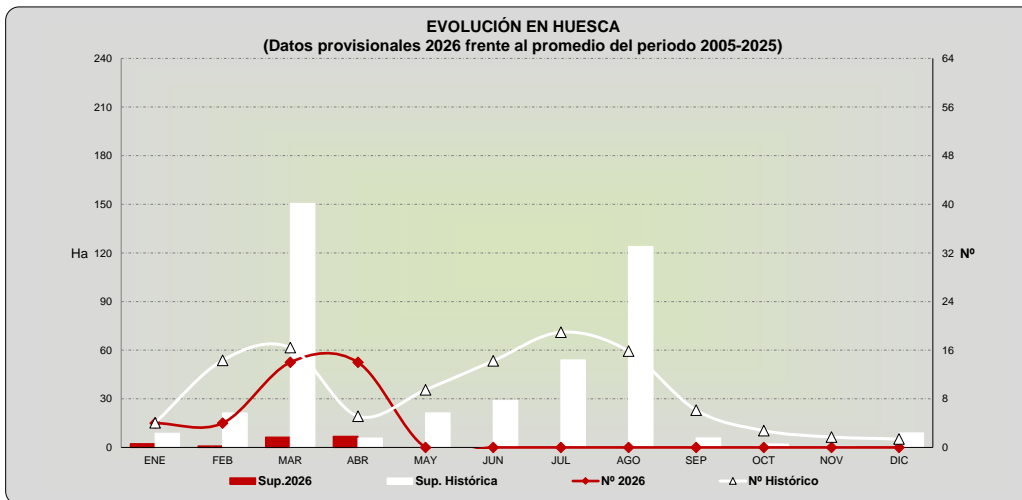
DATOS PROVISIONALES ESTADÍSTICA DE INCENDIOS 2026 - ARAGÓN -

| SEMANA | CONATO (< 1 HA) | | | | | | INCENDIO (>= 1 HA) | | | | | | TOTAL Periodo | | | TOTAL ACUMULADO | | | PROMEDIO 2005-2025 | | | | PROMEDIO ACUMULADO 2005-2025 | | | | |
|---------|-----------------|---------|--------|-----------|---------|---------|--------------------|---------|--------|-----------|----------|----------|---------------|---------|--------|-----------------|----------|----------|-------------------------|------------|-------------------------|---------|------------------------------|------------|----------|----------|----------|
| | PARCIAL | | | ACUMULADO | | | PARCIAL | | | ACUMULADO | | | | | | | | | 01/01/2005 - 31/12/2025 | | 01/01/2005 - 31/12/2025 | | 01/01/2005 - 31/12/2025 | | | | |
| | Nº | S.TOTAL | S.AR | Nº | S.TOTAL | S.AR | Nº | S.TOTAL | S.AR | Nº | S.TOTAL | S.AR | Nº | S.TOTAL | S.AR | Nº | S.TOTAL | S.AR | CONATOS | SINIESTROS | S. TOTAL | S. ARB. | CONATOS | SINIESTROS | S. TOTAL | S. ARB. | |
| Ene | 9 | 2,3712 | 0,1013 | 9 | 2,3712 | 0,1013 | 7 | 41,0189 | 2,6816 | 7 | 41,0189 | 2,6816 | 16 | 43,3901 | 2,7829 | 16 | 43,3901 | 2,7829 | 10 | 14 | 20,17 | 2,62 | 10 | 14 | 20,17 | 2,62 | |
| Feb | 22 | 4,4950 | 0,4170 | 31 | 6,8662 | 0,5183 | 7 | 19,8500 | 0,3500 | 14 | 48,0189 | 3,0316 | 29 | 24,3450 | 0,7670 | 45 | 67,7351 | 3,5499 | 32 | 49 | 67,74 | 10,88 | 42 | 63 | 87,90 | 13,50 | |
| Mar | 25 | 5,2820 | 0,6912 | 56 | 12,1482 | 1,2095 | 10 | 33,2100 | 0,2100 | 24 | 94,0789 | 3,2416 | 35 | 38,4920 | 0,9012 | 80 | 106,2271 | 4,4511 | 41 | 58 | 292,51 | 116,57 | 83 | 121 | 380,42 | 130,07 | |
| Abr | 37 | 7,6154 | 2,3763 | 93 | 19,7636 | 3,5858 | 7 | 19,6430 | 0,0000 | 31 | 113,7219 | 3,2416 | 44 | 27,2584 | 2,3763 | 124 | 133,4855 | 6,8274 | 18 | 22 | 33,48 | 12,88 | 101 | 143 | 413,89 | 142,95 | |
| May | 0 | 0,0000 | 0,0000 | 93 | 19,7636 | 3,5858 | 0 | 0,0000 | 0,0000 | 31 | 113,7219 | 3,2416 | 0 | 0,0000 | 0,0000 | 124 | 133,4855 | 6,8274 | 34 | 41 | 72,01 | 45,60 | 136 | 184 | 485,90 | 188,55 | |
| Jun | 1-8 | 0 | 0,0000 | 0,0000 | 93 | 19,7636 | 3,5858 | 0 | 0,0000 | 0,0000 | 31 | 113,7219 | 3,2416 | 0 | 0,0000 | 0,0000 | 124 | 133,4855 | 6,8274 | 8 | 9 | 7,50 | 3,05 | 144 | 194 | 493,40 | 191,60 |
| Jun | 9-15 | 0 | 0,0000 | 0,0000 | 93 | 19,7636 | 3,5858 | 0 | 0,0000 | 0,0000 | 31 | 113,7219 | 3,2416 | 0 | 0,0000 | 0,0000 | 124 | 133,4855 | 6,8274 | 8 | 9 | 22,88 | 4,77 | 151 | 203 | 516,28 | 196,37 |
| Jun | 16-22 | 0 | 0,0000 | 0,0000 | 93 | 19,7636 | 3,5858 | 0 | 0,0000 | 0,0000 | 31 | 113,7219 | 3,2416 | 0 | 0,0000 | 0,0000 | 124 | 133,4855 | 6,8274 | 8 | 10 | 161,60 | 92,70 | 159 | 213 | 677,88 | 289,07 |
| Jun | 23-29 | 0 | 0,0000 | 0,0000 | 93 | 19,7636 | 3,5858 | 0 | 0,0000 | 0,0000 | 31 | 113,7219 | 3,2416 | 0 | 0,0000 | 0,0000 | 124 | 133,4855 | 6,8274 | 10 | 13 | 32,99 | 9,46 | 169 | 226 | 710,87 | 298,53 |
| Jun-Jul | 30-6 | 0 | 0,0000 | 0,0000 | 93 | 19,7636 | 3,5858 | 0 | 0,0000 | 0,0000 | 31 | 113,7219 | 3,2416 | 0 | 0,0000 | 0,0000 | 124 | 133,4855 | 6,8274 | 10 | 12 | 394,15 | 200,02 | 179 | 238 | 1.105,03 | 498,55 |
| Jul | 7-13 | 0 | 0,0000 | 0,0000 | 93 | 19,7636 | 3,5858 | 0 | 0,0000 | 0,0000 | 31 | 113,7219 | 3,2416 | 0 | 0,0000 | 0,0000 | 124 | 133,4855 | 6,8274 | 8 | 10 | 22,23 | 10,36 | 186 | 248 | 1.127,26 | 508,90 |
| Jul | 14-20 | 0 | 0,0000 | 0,0000 | 93 | 19,7636 | 3,5858 | 0 | 0,0000 | 0,0000 | 31 | 113,7219 | 3,2416 | 0 | 0,0000 | 0,0000 | 124 | 133,4855 | 6,8274 | 11 | 14 | 624,23 | 274,51 | 197 | 262 | 1.751,49 | 783,41 |
| Jul | 21-27 | 0 | 0,0000 | 0,0000 | 93 | 19,7636 | 3,5858 | 0 | 0,0000 | 0,0000 | 31 | 113,7219 | 3,2416 | 0 | 0,0000 | 0,0000 | 124 | 133,4855 | 6,8274 | 12 | 15 | 542,28 | 417,80 | 209 | 277 | 2.293,77 | 1.201,20 |
| Jul-Ago | 28-3 | 0 | 0,0000 | 0,0000 | 93 | 19,7636 | 3,5858 | 0 | 0,0000 | 0,0000 | 31 | 113,7219 | 3,2416 | 0 | 0,0000 | 0,0000 | 124 | 133,4855 | 6,8274 | 11 | 14 | 180,55 | 102,33 | 220 | 290 | 2.474,31 | 1.303,54 |
| Ago | 4-10 | 0 | 0,0000 | 0,0000 | 93 | 19,7636 | 3,5858 | 0 | 0,0000 | 0,0000 | 31 | 113,7219 | 3,2416 | 0 | 0,0000 | 0,0000 | 124 | 133,4855 | 6,8274 | 10 | 12 | 125,60 | 105,17 | 230 | 303 | 2.599,91 | 1.408,71 |
| Ago | 11-17 | 0 | 0,0000 | 0,0000 | 93 | 19,7636 | 3,5858 | 0 | 0,0000 | 0,0000 | 31 | 113,7219 | 3,2416 | 0 | 0,0000 | 0,0000 | 124 | 133,4855 | 6,8274 | 9 | 11 | 399,74 | 201,27 | 239 | 313 | 2.999,65 | 1.609,98 |
| Ago | 18-24 | 0 | 0,0000 | 0,0000 | 93 | 19,7636 | 3,5858 | 0 | 0,0000 | 0,0000 | 31 | 113,7219 | 3,2416 | 0 | 0,0000 | 0,0000 | 124 | 133,4855 | 6,8274 | 8 | 10 | 331,39 | 137,95 | 247 | 323 | 3.331,04 | 1.747,93 |
| Ago | 25-31 | 0 | 0,0000 | 0,0000 | 93 | 19,7636 | 3,5858 | 0 | 0,0000 | 0,0000 | 31 | 113,7219 | 3,2416 | 0 | 0,0000 | 0,0000 | 124 | 133,4855 | 6,8274 | 8 | 11 | 240,84 | 85,36 | 255 | 334 | 3.571,88 | 1.833,29 |
| Sep | 1-7 | 0 | 0,0000 | 0,0000 | 93 | 19,7636 | 3,5858 | 0 | 0,0000 | 0,0000 | 31 | 113,7219 | 3,2416 | 0 | 0,0000 | 0,0000 | 124 | 133,4855 | 6,8274 | 7 | 7 | 4,27 | 1,68 | 262 | 341 | 3.576,14 | 1.834,98 |
| Sep | 8-14 | 0 | 0,0000 | 0,0000 | 93 | 19,7636 | 3,5858 | 0 | 0,0000 | 0,0000 | 31 | 113,7219 | 3,2416 | 0 | 0,0000 | 0,0000 | 124 | 133,4855 | 6,8274 | 5 | 6 | 7,68 | 1,91 | 267 | 348 | 3.583,83 | 1.836,89 |
| Sep | 15-21 | 0 | 0,0000 | 0,0000 | 93 | 19,7636 | 3,5858 | 0 | 0,0000 | 0,0000 | 31 | 113,7219 | 3,2416 | 0 | 0,0000 | 0,0000 | 124 | 133,4855 | 6,8274 | 3 | 4 | 5,44 | 1,13 | 271 | 352 | 3.589,27 | 1.838,02 |
| Sep | 22-28 | 0 | 0,0000 | 0,0000 | 93 | 19,7636 | 3,5858 | 0 | 0,0000 | 0,0000 | 31 | 113,7219 | 3,2416 | 0 | 0,0000 | 0,0000 | 124 | 133,4855 | 6,8274 | 4 | 4 | 9,13 | 0,90 | 274 | 356 | 3.598,40 | 1.838,92 |
| Sep-Oct | 29-5 | 0 | 0,0000 | 0,0000 | 93 | 19,7636 | 3,5858 | 0 | 0,0000 | 0,0000 | 31 | 113,7219 | 3,2416 | 0 | 0,0000 | 0,0000 | 124 | 133,4855 | 6,8274 | 3 | 3 | 8,77 | 1,45 | 277 | 360 | 3.607,16 | 1.840,37 |
| Oct | 6-12 | 0 | 0,0000 | 0,0000 | 93 | 19,7636 | 3,5858 | 0 | 0,0000 | 0,0000 | 31 | 113,7219 | 3,2416 | 0 | 0,0000 | 0,0000 | 124 | 133,4855 | 6,8274 | 2 | 3 | 2,44 | 0,21 | 279 | 363 | 3.609,60 | 1.840,58 |
| Oct | 13-19 | 0 | 0,0000 | 0,0000 | 93 | 19,7636 | 3,5858 | 0 | 0,0000 | 0,0000 | 31 | 113,7219 | 3,2416 | 0 | 0,0000 | 0,0000 | 124 | 133,4855 | 6,8274 | 1 | 2 | 1,76 | 0,14 | 281 | 364 | 3.611,35 | 1.840,72 |
| Oct | 20-26 | 0 | 0,0000 | 0,0000 | 93 | 19,7636 | 3,5858 | 0 | 0,0000 | 0,0000 | 31 | 113,7219 | 3,2416 | 0 | 0,0000 | 0,0000 | 124 | 133,4855 | 6,8274 | 1 | 2 | 2,56 | 0,56 | 282 | 366 | 3.613,91 | 1.841,27 |
| Oct | 27-31 | 0 | 0,0000 | 0,0000 | 93 | 19,7636 | 3,5858 | 0 | 0,0000 | 0,0000 | 31 | 113,7219 | 3,2416 | 0 | 0,0000 | 0,0000 | 124 | 133,4855 | 6,8274 | 2 | 2 | 2,42 | 0,53 | 284 | 369 | 3.616,34 | 1.841,80 |
| Nov | 0 | 0,0000 | 0,0000 | 93 | 19,7636 | 3,5858 | 0 | 0,0000 | 0,0000 | 31 | 113,7219 | 3,2416 | 0 | 0,0000 | 0,0000 | 124 | 133,4855 | 6,8274 | 6 | 7 | 4,01 | 0,77 | 289 | 375 | 3.620,35 | 1.842,57 | |
| Dic | 0 | 0,0000 | 0,0000 | 93 | 19,7636 | 3,5858 | 0 | 0,0000 | 0,0000 | 31 | 113,7219 | 3,2416 | 0 | 0,0000 | 0,0000 | 124 | 133,4855 | 6,8274 | 4 | 6 | 14,26 | 5,26 | 294 | 381 | 3.634,61 | 1.847,84 | |



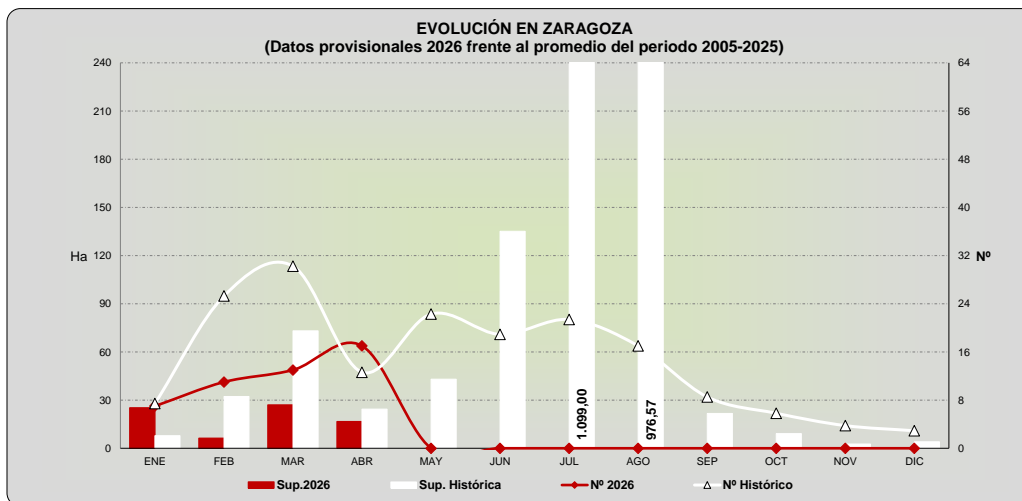
DATOS PROVISIONALES ESTADÍSTICA DE INCENDIOS 2026 - HUESCA -

| SEMANA | CONATO (< 1 HA) | | | | | | INCENDIO (>=1 HA) | | | | | | TOTAL | | | PROMEDIO 2005-2025 | | | | PROMEDIO ACUMULADO 2005-2025 | | | | | | | |
|------------|-----------------|---------------|---------------|-----------|---------------|---------------|-------------------|---------------|---------------|-----------|----------------|---------------|-----------|---------------|---------------|-------------------------|----------------|---------------|----------|------------------------------|-------------|-------------|-----------|------------|---------------|--------------|--------|
| | PARCIAL | | | ACUMULADO | | | PARCIAL | | | ACUMULADO | | | Periodo | | | 01/01/2005 - 31/12/2025 | | | | 01/01/2005 - 31/12/2025 | | | | | | | |
| | Nº | S.TOTAL | S.AR | Nº | S.TOTAL | S.AR | Nº | S.TOTAL | S.AR | Nº | S.TOTAL | S.AR | Nº | S.TOTAL | S.AR | Nº | S.TOTAL | S.AR | CONATOS | SINIESTROS | S. TOTAL | S. ARB. | CONATOS | SINIESTROS | S. TOTAL | S. ARB. | |
| Ene | 3 | 0,6000 | 0,0000 | 3 | 0,6000 | 0,0000 | 1 | 1,6779 | 0,0000 | 1 | 1,6779 | 0,0000 | 4 | 2,2779 | 0,0000 | 4 | 2,2779 | 0,0000 | 3 | 4 | 8,81 | 1,60 | 3 | 4 | 8,81 | 1,60 | |
| Feb | 4 | 0,9000 | 0,2000 | 7 | 1,5000 | 0,2000 | 0 | 0,0000 | 0,0000 | 1 | 1,6779 | 0,0000 | 4 | 0,9000 | 0,2000 | 8 | 3,1779 | 0,2000 | 10 | 14 | 21,31 | 5,21 | 12 | 18 | 30,12 | 6,81 | |
| Mar | 13 | 2,2715 | 0,2162 | 20 | 3,7715 | 0,4162 | 1 | 4,0000 | 0,0000 | 2 | 5,6779 | 0,0000 | 14 | 6,2715 | 0,2162 | 22 | 9,4494 | 0,4162 | 12 | 16 | 150,56 | 33,97 | 24 | 35 | 180,68 | 40,78 | |
| Abr | 12 | 1,3033 | 0,6183 | 32 | 5,0748 | 1,0345 | 2 | 5,5000 | 0,0000 | 4 | 11,1779 | 0,0000 | 14 | 6,8033 | 0,6183 | 36 | 16,2527 | 1,0345 | 4 | 5 | 5,86 | 1,97 | 28 | 40 | 186,54 | 42,75 | |
| May | 0 | 0,0000 | 0,0000 | 32 | 5,0748 | 1,0345 | 0 | 0,0000 | 0,0000 | 4 | 11,1779 | 0,0000 | 0 | 0,0000 | 0,0000 | 36 | 16,2527 | 1,0345 | 8 | 9 | 21,31 | 12,95 | 36 | 49 | 207,84 | 55,70 | |
| Jun | 1-8 | 0 | 0,0000 | 0,0000 | 32 | 5,0748 | 1,0345 | 0 | 0,0000 | 0,0000 | 4 | 11,1779 | 0,0000 | 0 | 0,0000 | 0,0000 | 36 | 16,2527 | 1,0345 | 2 | 3 | 4,18 | 1,33 | 38 | 52 | 212,02 | 57,03 |
| Jun | 9-15 | 0 | 0,0000 | 0,0000 | 32 | 5,0748 | 1,0345 | 0 | 0,0000 | 0,0000 | 4 | 11,1779 | 0,0000 | 0 | 0,0000 | 0,0000 | 36 | 16,2527 | 1,0345 | 2 | 3 | 7,58 | 2,42 | 40 | 55 | 219,60 | 59,45 |
| Jun | 16-22 | 0 | 0,0000 | 0,0000 | 32 | 5,0748 | 1,0345 | 0 | 0,0000 | 0,0000 | 4 | 11,1779 | 0,0000 | 0 | 0,0000 | 0,0000 | 36 | 16,2527 | 1,0345 | 2 | 3 | 6,80 | 1,83 | 43 | 58 | 226,40 | 61,28 |
| Jun | 23-29 | 0 | 0,0000 | 0,0000 | 32 | 5,0748 | 1,0345 | 0 | 0,0000 | 0,0000 | 4 | 11,1779 | 0,0000 | 0 | 0,0000 | 0,0000 | 36 | 16,2527 | 1,0345 | 3 | 4 | 9,01 | 3,02 | 46 | 63 | 235,41 | 64,30 |
| Jun-Jul | 30-6 | 0 | 0,0000 | 0,0000 | 32 | 5,0748 | 1,0345 | 0 | 0,0000 | 0,0000 | 4 | 11,1779 | 0,0000 | 0 | 0,0000 | 0,0000 | 36 | 16,2527 | 1,0345 | 3 | 4 | 5,99 | 4,21 | 49 | 66 | 241,40 | 68,51 |
| Jul | 7-13 | 0 | 0,0000 | 0,0000 | 32 | 5,0748 | 1,0345 | 0 | 0,0000 | 0,0000 | 4 | 11,1779 | 0,0000 | 0 | 0,0000 | 0,0000 | 36 | 16,2527 | 1,0345 | 2 | 3 | 16,12 | 9,17 | 51 | 70 | 257,52 | 77,69 |
| Jul | 14-20 | 0 | 0,0000 | 0,0000 | 32 | 5,0748 | 1,0345 | 0 | 0,0000 | 0,0000 | 4 | 11,1779 | 0,0000 | 0 | 0,0000 | 0,0000 | 36 | 16,2527 | 1,0345 | 3 | 5 | 8,11 | 3,21 | 55 | 74 | 265,63 | 80,90 |
| Jul | 21-27 | 0 | 0,0000 | 0,0000 | 32 | 5,0748 | 1,0345 | 0 | 0,0000 | 0,0000 | 4 | 11,1779 | 0,0000 | 0 | 0,0000 | 0,0000 | 36 | 16,2527 | 1,0345 | 4 | 5 | 21,67 | 16,37 | 59 | 79 | 287,30 | 97,27 |
| Jul-Ago | 28-3 | 0 | 0,0000 | 0,0000 | 32 | 5,0748 | 1,0345 | 0 | 0,0000 | 0,0000 | 4 | 11,1779 | 0,0000 | 0 | 0,0000 | 0,0000 | 36 | 16,2527 | 1,0345 | 4 | 4 | 4,79 | 2,07 | 62 | 84 | 292,09 | 99,34 |
| Ago | 4-10 | 0 | 0,0000 | 0,0000 | 32 | 5,0748 | 1,0345 | 0 | 0,0000 | 0,0000 | 4 | 11,1779 | 0,0000 | 0 | 0,0000 | 0,0000 | 36 | 16,2527 | 1,0345 | 3 | 4 | 14,44 | 11,59 | 65 | 88 | 306,53 | 110,93 |
| Ago | 11-17 | 0 | 0,0000 | 0,0000 | 32 | 5,0748 | 1,0345 | 0 | 0,0000 | 0,0000 | 4 | 11,1779 | 0,0000 | 0 | 0,0000 | 0,0000 | 36 | 16,2527 | 1,0345 | 3 | 3 | 81,97 | 62,48 | 68 | 91 | 388,50 | 173,41 |
| Ago | 18-24 | 0 | 0,0000 | 0,0000 | 32 | 5,0748 | 1,0345 | 0 | 0,0000 | 0,0000 | 4 | 11,1779 | 0,0000 | 0 | 0,0000 | 0,0000 | 36 | 16,2527 | 1,0345 | 2 | 3 | 9,38 | 1,94 | 70 | 94 | 397,87 | 175,35 |
| Ago | 25-31 | 0 | 0,0000 | 0,0000 | 32 | 5,0748 | 1,0345 | 0 | 0,0000 | 0,0000 | 4 | 11,1779 | 0,0000 | 0 | 0,0000 | 0,0000 | 36 | 16,2527 | 1,0345 | 3 | 4 | 16,83 | 3,99 | 73 | 98 | 414,70 | 179,35 |
| Sep | 1-7 | 0 | 0,0000 | 0,0000 | 32 | 5,0748 | 1,0345 | 0 | 0,0000 | 0,0000 | 4 | 11,1779 | 0,0000 | 0 | 0,0000 | 0,0000 | 36 | 16,2527 | 1,0345 | 2 | 2 | 0,69 | 0,41 | 75 | 100 | 415,40 | 179,76 |
| Sep | 8-14 | 0 | 0,0000 | 0,0000 | 32 | 5,0748 | 1,0345 | 0 | 0,0000 | 0,0000 | 4 | 11,1779 | 0,0000 | 0 | 0,0000 | 0,0000 | 36 | 16,2527 | 1,0345 | 1 | 1 | 3,01 | 1,12 | 76 | 101 | 418,41 | 180,88 |
| Sep | 15-21 | 0 | 0,0000 | 0,0000 | 32 | 5,0748 | 1,0345 | 0 | 0,0000 | 0,0000 | 4 | 11,1779 | 0,0000 | 0 | 0,0000 | 0,0000 | 36 | 16,2527 | 1,0345 | 1 | 1 | 0,63 | 0,26 | 77 | 103 | 419,04 | 181,14 |
| Sep | 22-28 | 0 | 0,0000 | 0,0000 | 32 | 5,0748 | 1,0345 | 0 | 0,0000 | 0,0000 | 4 | 11,1779 | 0,0000 | 0 | 0,0000 | 0,0000 | 36 | 16,2527 | 1,0345 | 1 | 1 | 0,70 | 0,09 | 78 | 104 | 419,74 | 181,23 |
| Sep-Oct | 29-5 | 0 | 0,0000 | 0,0000 | 32 | 5,0748 | 1,0345 | 0 | 0,0000 | 0,0000 | 4 | 11,1779 | 0,0000 | 0 | 0,0000 | 0,0000 | 36 | 16,2527 | 1,0345 | 1 | 1 | 1,52 | 0,31 | 79 | 105 | 421,26 | 181,53 |
| Oct | 6-12 | 0 | 0,0000 | 0,0000 | 32 | 5,0748 | 1,0345 | 0 | 0,0000 | 0,0000 | 4 | 11,1779 | 0,0000 | 0 | 0,0000 | 0,0000 | 36 | 16,2527 | 1,0345 | 0 | 0 | 0,05 | 0,00 | 79 | 106 | 421,31 | 181,53 |
| Oct | 13-19 | 0 | 0,0000 | 0,0000 | 32 | 5,0748 | 1,0345 | 0 | 0,0000 | 0,0000 | 4 | 11,1779 | 0,0000 | 0 | 0,0000 | 0,0000 | 36 | 16,2527 | 1,0345 | 1 | 1 | 0,22 | 0,11 | 80 | 106 | 421,53 | 181,64 |
| Oct | 20-26 | 0 | 0,0000 | 0,0000 | 32 | 5,0748 | 1,0345 | 0 | 0,0000 | 0,0000 | 4 | 11,1779 | 0,0000 | 0 | 0,0000 | 0,0000 | 36 | 16,2527 | 1,0345 | 0 | 1 | 0,93 | 0,18 | 80 | 107 | 422,47 | 181,83 |
| Oct | 27-31 | 0 | 0,0000 | 0,0000 | 32 | 5,0748 | 1,0345 | 0 | 0,0000 | 0,0000 | 4 | 11,1779 | 0,0000 | 0 | 0,0000 | 0,0000 | 36 | 16,2527 | 1,0345 | 1 | 1 | 0,55 | 0,44 | 81 | 107 | 423,02 | 182,27 |
| Nov | | 0 | 0,0000 | 0,0000 | 32 | 5,0748 | 1,0345 | 0 | 0,0000 | 0,0000 | 4 | 11,1779 | 0,0000 | 0 | 0,0000 | 0,0000 | 36 | 16,2527 | 1,0345 | 1 | 2 | 0,66 | 0,23 | 82 | 109 | 423,68 | 182,50 |
| Dic | | 0 | 0,0000 | 0,0000 | 32 | 5,0748 | 1,0345 | 0 | 0,0000 | 0,0000 | 4 | 11,1779 | 0,0000 | 0 | 0,0000 | 0,0000 | 36 | 16,2527 | 1,0345 | 1 | 1 | 9,00 | 4,07 | 83 | 110 | 432,68 | 186,57 |



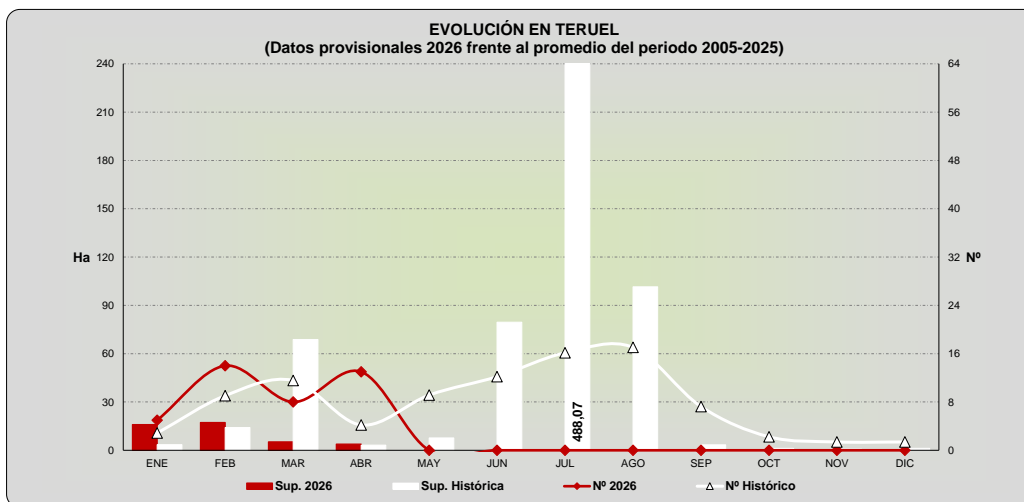
DATOS PROVISIONALES ESTADÍSTICA DE INCENDIOS 2026 - ZARAGOZA -

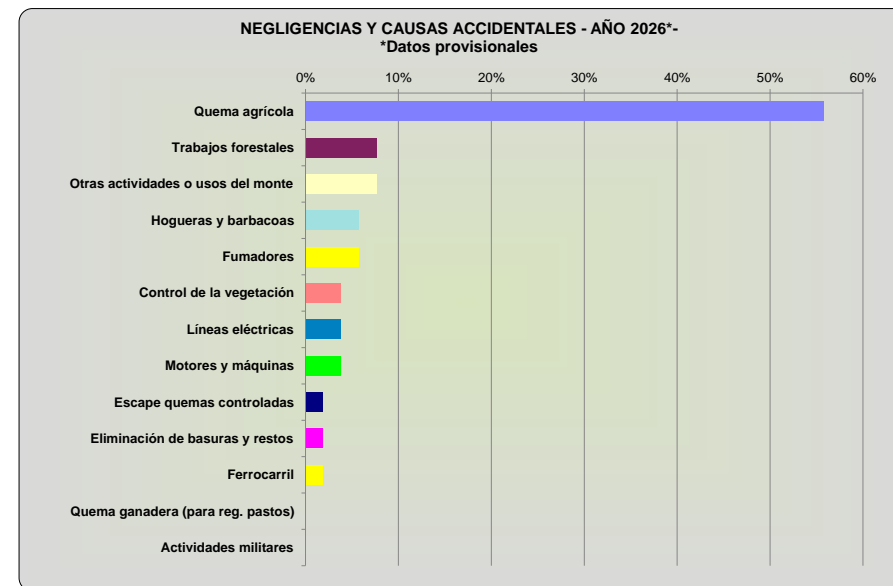
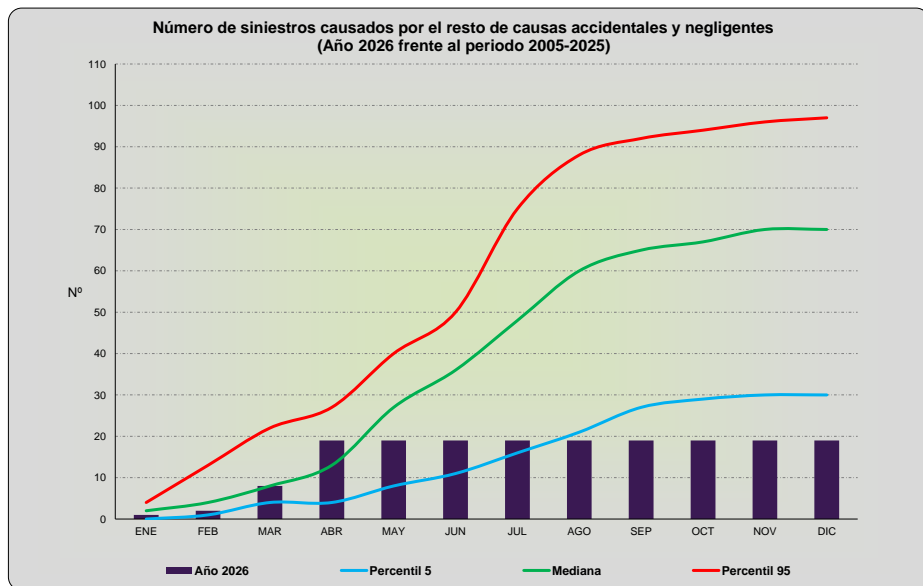
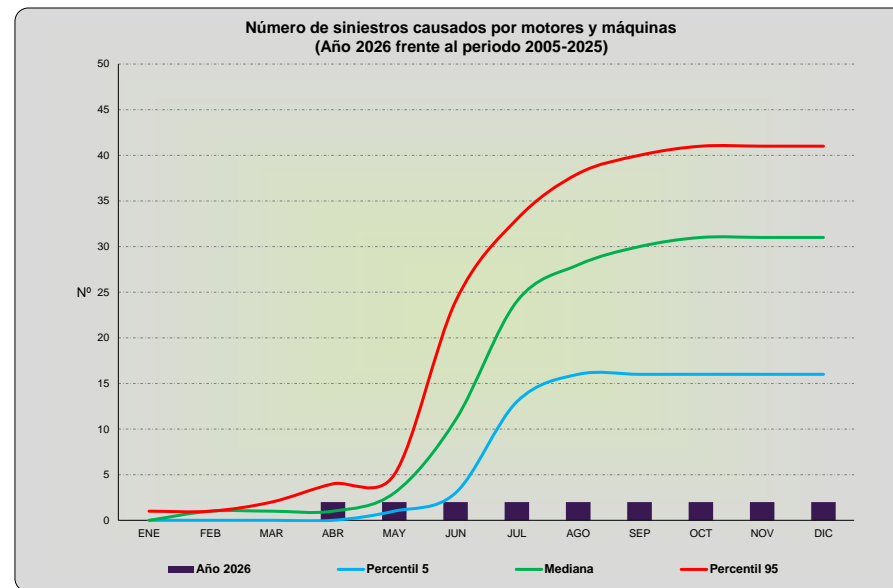
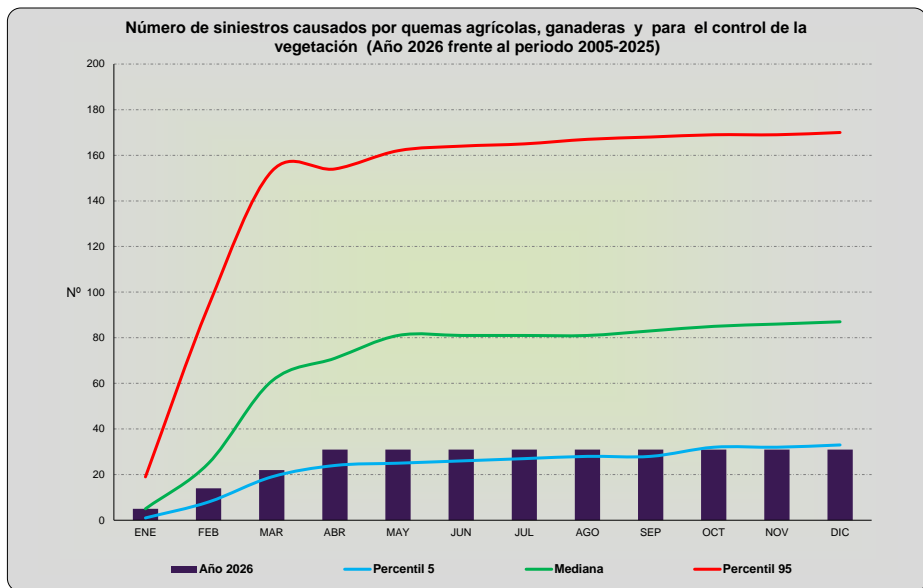
| SEMANA | CONATO (< 1 HA) | | | | | | INCENDIO (>=1 HA) | | | | | | TOTAL | | | PROMEDIO 2005-2025 | | | | PROMEDIO ACUMULADO 2005-2025 | | | | | | | |
|------------|-----------------|---------------|---------------|-----------|---------------|---------------|-------------------|----------------|---------------|-----------|----------------|---------------|-----------|----------------|---------------|-------------------------|----------------|---------------|-----------|------------------------------|--------------|-------------|-----------|------------|---------------|--------------|---------|
| | PARCIAL | | | ACUMULADO | | | PARCIAL | | | ACUMULADO | | | Periodo | | | 01/01/2005 - 31/12/2025 | | | | 01/01/2005 - 31/12/2025 | | | | | | | |
| | Nº | S.TOTAL | S.AR | Nº | S.TOTAL | S.AR | Nº | S.TOTAL | S.AR | Nº | S.TOTAL | S.AR | Nº | S.TOTAL | S.AR | Nº | S.TOTAL | S. ARB. | CONATOS | SINIESTROS | S. TOTAL | S. ARB. | CONATOS | SINIESTROS | S. TOTAL | S. ARB. | |
| Ene | 3 | 0,2212 | 0,1013 | 3 | 0,2212 | 0,1013 | 4 | 24,9810 | 0,5216 | 4 | 24,9810 | 0,5216 | 7 | 25,2022 | 0,6229 | 7 | 25,2022 | 0,6229 | 6 | 7 | 7,83 | 0,59 | 6 | 7 | 7,83 | 0,59 | |
| Feb | 9 | 1,6542 | 0,0170 | 12 | 1,8754 | 0,1183 | 2 | 4,6000 | 0,3500 | 6 | 29,5810 | 0,8716 | 11 | 6,2542 | 0,3670 | 18 | 31,4564 | 0,9899 | 16 | 25 | 32,25 | 3,39 | 22 | 33 | 40,08 | 3,98 | |
| Mar | 5 | 0,9750 | 0,0000 | 17 | 2,8504 | 0,1183 | 8 | 26,0100 | 0,0100 | 14 | 55,5910 | 0,8816 | 13 | 26,9850 | 0,0100 | 31 | 58,4414 | 0,9999 | 21 | 30 | 73,10 | 28,26 | 43 | 63 | 113,18 | 32,23 | |
| Abr | 13 | 3,5031 | 1,3050 | 30 | 6,3535 | 1,4233 | 4 | 13,1230 | 0,0000 | 18 | 68,7140 | 0,8816 | 17 | 16,6261 | 1,3050 | 48 | 75,0675 | 2,3049 | 10 | 13 | 24,40 | 9,56 | 53 | 76 | 137,58 | 41,79 | |
| May | 0 | 0,0000 | 0,0000 | 30 | 6,3535 | 1,4233 | 0 | 0,0000 | 0,0000 | 18 | 68,7140 | 0,8816 | 0 | 0,0000 | 0,0000 | 48 | 75,0675 | 2,3049 | 18 | 22 | 43,01 | 27,13 | 71 | 98 | 180,59 | 68,92 | |
| Jun | 1-8 | 0 | 0,0000 | 0,0000 | 30 | 6,3535 | 1,4233 | 0 | 0,0000 | 0,0000 | 18 | 68,7140 | 0,8816 | 0 | 0,0000 | 0,0000 | 48 | 75,0675 | 2,3049 | 4 | 4 | 2,62 | 1,16 | 75 | 102 | 183,21 | 70,08 |
| Jun | 9-15 | 0 | 0,0000 | 0,0000 | 30 | 6,3535 | 1,4233 | 0 | 0,0000 | 0,0000 | 18 | 68,7140 | 0,8816 | 0 | 0,0000 | 0,0000 | 48 | 75,0675 | 2,3049 | 3 | 4 | 14,55 | 2,13 | 78 | 106 | 197,77 | 72,21 |
| Jun | 16-22 | 0 | 0,0000 | 0,0000 | 30 | 6,3535 | 1,4233 | 0 | 0,0000 | 0,0000 | 18 | 68,7140 | 0,8816 | 0 | 0,0000 | 0,0000 | 48 | 75,0675 | 2,3049 | 3 | 4 | 86,68 | 69,31 | 81 | 110 | 284,44 | 141,52 |
| Jun | 23-29 | 0 | 0,0000 | 0,0000 | 30 | 6,3535 | 1,4233 | 0 | 0,0000 | 0,0000 | 18 | 68,7140 | 0,8816 | 0 | 0,0000 | 0,0000 | 48 | 75,0675 | 2,3049 | 4 | 5 | 20,34 | 3,07 | 85 | 115 | 304,78 | 144,59 |
| Jun-Jul | 30-6 | 0 | 0,0000 | 0,0000 | 30 | 6,3535 | 1,4233 | 0 | 0,0000 | 0,0000 | 18 | 68,7140 | 0,8816 | 0 | 0,0000 | 0,0000 | 48 | 75,0675 | 2,3049 | 4 | 5 | 380,86 | 194,65 | 89 | 120 | 685,64 | 339,24 |
| Jul | 7-13 | 0 | 0,0000 | 0,0000 | 30 | 6,3535 | 1,4233 | 0 | 0,0000 | 0,0000 | 18 | 68,7140 | 0,8816 | 0 | 0,0000 | 0,0000 | 48 | 75,0675 | 2,3049 | 3 | 4 | 5,26 | 0,95 | 91 | 124 | 690,91 | 340,19 |
| Jul | 14-20 | 0 | 0,0000 | 0,0000 | 30 | 6,3535 | 1,4233 | 0 | 0,0000 | 0,0000 | 18 | 68,7140 | 0,8816 | 0 | 0,0000 | 0,0000 | 48 | 75,0675 | 2,3049 | 4 | 5 | 591,01 | 262,64 | 95 | 130 | 1.281,92 | 602,83 |
| Jul | 21-27 | 0 | 0,0000 | 0,0000 | 30 | 6,3535 | 1,4233 | 0 | 0,0000 | 0,0000 | 18 | 68,7140 | 0,8816 | 0 | 0,0000 | 0,0000 | 48 | 75,0675 | 2,3049 | 4 | 5 | 60,54 | 21,80 | 99 | 135 | 1.342,45 | 624,62 |
| Jul-Ago | 28-3 | 0 | 0,0000 | 0,0000 | 30 | 6,3535 | 1,4233 | 0 | 0,0000 | 0,0000 | 18 | 68,7140 | 0,8816 | 0 | 0,0000 | 0,0000 | 48 | 75,0675 | 2,3049 | 4 | 5 | 106,02 | 71,07 | 103 | 140 | 1.448,47 | 695,69 |
| Ago | 4-10 | 0 | 0,0000 | 0,0000 | 30 | 6,3535 | 1,4233 | 0 | 0,0000 | 0,0000 | 18 | 68,7140 | 0,8816 | 0 | 0,0000 | 0,0000 | 48 | 75,0675 | 2,3049 | 3 | 4 | 108,20 | 92,18 | 106 | 144 | 1.556,67 | 787,88 |
| Ago | 11-17 | 0 | 0,0000 | 0,0000 | 30 | 6,3535 | 1,4233 | 0 | 0,0000 | 0,0000 | 18 | 68,7140 | 0,8816 | 0 | 0,0000 | 0,0000 | 48 | 75,0675 | 2,3049 | 3 | 3 | 302,90 | 128,82 | 109 | 147 | 1.859,57 | 916,70 |
| Ago | 18-24 | 0 | 0,0000 | 0,0000 | 30 | 6,3535 | 1,4233 | 0 | 0,0000 | 0,0000 | 18 | 68,7140 | 0,8816 | 0 | 0,0000 | 0,0000 | 48 | 75,0675 | 2,3049 | 3 | 4 | 321,37 | 135,70 | 112 | 151 | 2.180,93 | 1052,39 |
| Ago | 25-31 | 0 | 0,0000 | 0,0000 | 30 | 6,3535 | 1,4233 | 0 | 0,0000 | 0,0000 | 18 | 68,7140 | 0,8816 | 0 | 0,0000 | 0,0000 | 48 | 75,0675 | 2,3049 | 3 | 3 | 209,75 | 75,67 | 114 | 155 | 2.390,68 | 1128,06 |
| Sep | 1-7 | 0 | 0,0000 | 0,0000 | 30 | 6,3535 | 1,4233 | 0 | 0,0000 | 0,0000 | 18 | 68,7140 | 0,8816 | 0 | 0,0000 | 0,0000 | 48 | 75,0675 | 2,3049 | 2 | 2 | 2,61 | 1,09 | 116 | 157 | 2.393,29 | 1129,16 |
| Sep | 8-14 | 0 | 0,0000 | 0,0000 | 30 | 6,3535 | 1,4233 | 0 | 0,0000 | 0,0000 | 18 | 68,7140 | 0,8816 | 0 | 0,0000 | 0,0000 | 48 | 75,0675 | 2,3049 | 2 | 3 | 3,80 | 0,37 | 118 | 160 | 2.397,09 | 1129,52 |
| Sep | 15-21 | 0 | 0,0000 | 0,0000 | 30 | 6,3535 | 1,4233 | 0 | 0,0000 | 0,0000 | 18 | 68,7140 | 0,8816 | 0 | 0,0000 | 0,0000 | 48 | 75,0675 | 2,3049 | 1 | 2 | 4,51 | 0,64 | 119 | 161 | 2.401,60 | 1130,17 |
| Sep | 22-28 | 0 | 0,0000 | 0,0000 | 30 | 6,3535 | 1,4233 | 0 | 0,0000 | 0,0000 | 18 | 68,7140 | 0,8816 | 0 | 0,0000 | 0,0000 | 48 | 75,0675 | 2,3049 | 1 | 2 | 7,69 | 0,68 | 121 | 163 | 2.409,29 | 1130,85 |
| Sep-Oct | 29-5 | 0 | 0,0000 | 0,0000 | 30 | 6,3535 | 1,4233 | 0 | 0,0000 | 0,0000 | 18 | 68,7140 | 0,8816 | 0 | 0,0000 | 0,0000 | 48 | 75,0675 | 2,3049 | 1 | 2 | 6,01 | 0,75 | 122 | 165 | 2.415,30 | 1131,60 |
| Oct | 6-12 | 0 | 0,0000 | 0,0000 | 30 | 6,3535 | 1,4233 | 0 | 0,0000 | 0,0000 | 18 | 68,7140 | 0,8816 | 0 | 0,0000 | 0,0000 | 48 | 75,0675 | 2,3049 | 2 | 2 | 2,11 | 0,12 | 123 | 167 | 2.417,41 | 1131,72 |
| Oct | 13-19 | 0 | 0,0000 | 0,0000 | 30 | 6,3535 | 1,4233 | 0 | 0,0000 | 0,0000 | 18 | 68,7140 | 0,8816 | 0 | 0,0000 | 0,0000 | 48 | 75,0675 | 2,3049 | 1 | 1 | 1,51 | 0,00 | 124 | 168 | 2.418,92 | 1131,73 |
| Oct | 20-26 | 0 | 0,0000 | 0,0000 | 30 | 6,3535 | 1,4233 | 0 | 0,0000 | 0,0000 | 18 | 68,7140 | 0,8816 | 0 | 0,0000 | 0,0000 | 48 | 75,0675 | 2,3049 | 1 | 1 | 1,48 | 0,28 | 125 | 168 | 2.420,40 | 1132,00 |
| Oct | 27-31 | 0 | 0,0000 | 0,0000 | 30 | 6,3535 | 1,4233 | 0 | 0,0000 | 0,0000 | 18 | 68,7140 | 0,8816 | 0 | 0,0000 | 0,0000 | 48 | 75,0675 | 2,3049 | 1 | 1 | 1,63 | 0,01 | 125 | 169 | 2.422,03 | 1132,01 |
| Nov | 0 | 0,0000 | 0,0000 | 30 | 6,3535 | 1,4233 | 0 | 0,0000 | 0,0000 | 18 | 68,7140 | 0,8816 | 0 | 0,0000 | 0,0000 | 48 | 75,0675 | 2,3049 | 3 | 4 | 2,60 | 0,35 | 128 | 173 | 2.424,63 | 1132,36 | |
| Dic | 0 | 0,0000 | 0,0000 | 30 | 6,3535 | 1,4233 | 0 | 0,0000 | 0,0000 | 18 | 68,7140 | 0,8816 | 0 | 0,0000 | 0,0000 | 48 | 75,0675 | 2,3049 | 2 | 3 | 4,08 | 0,50 | 130 | 176 | 2.428,71 | 1132,86 | |

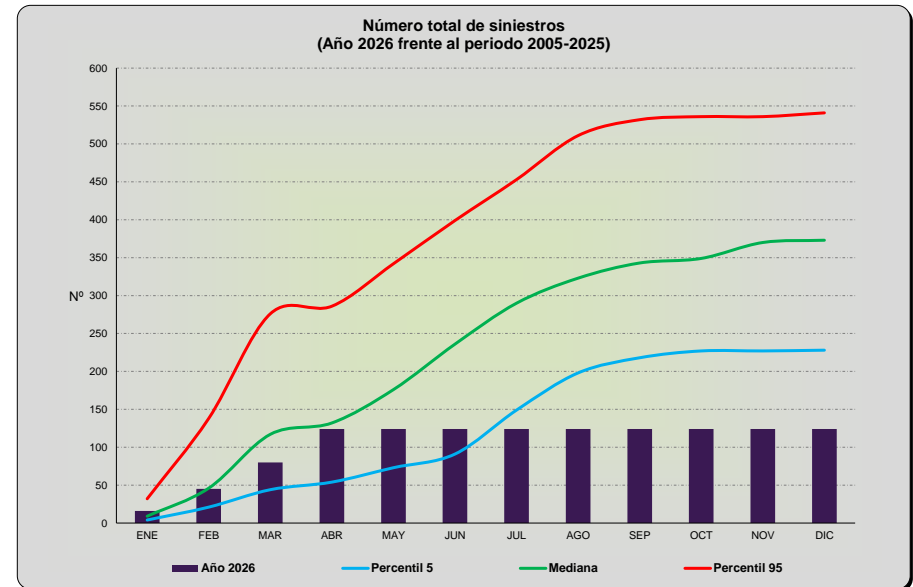
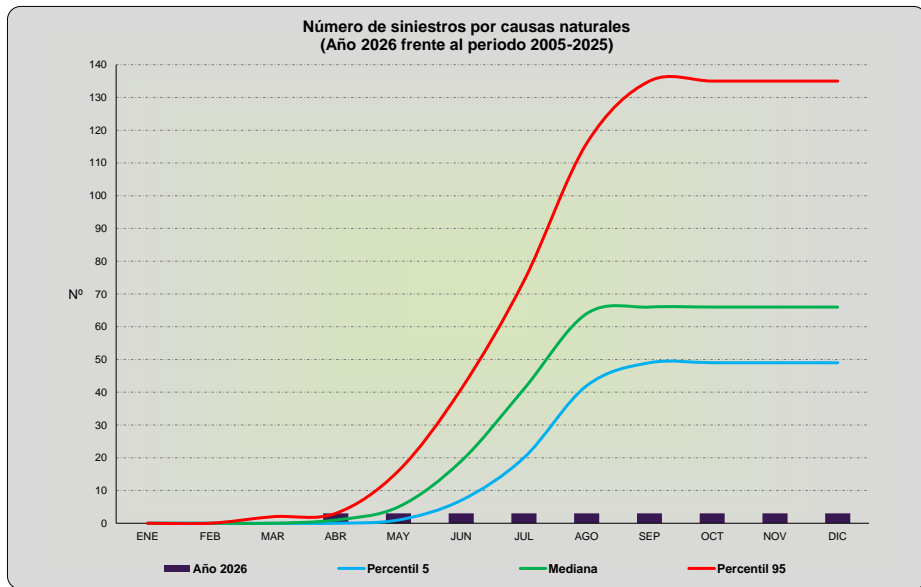
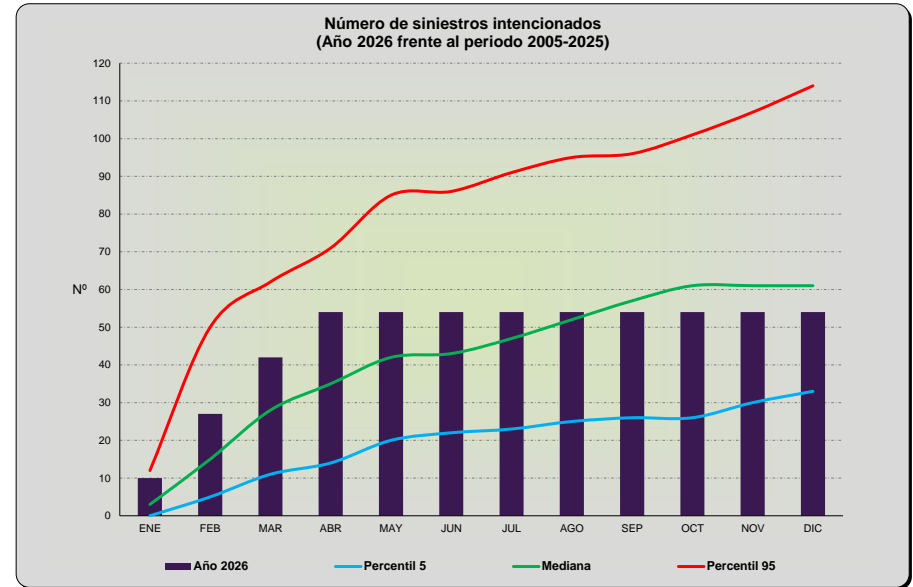
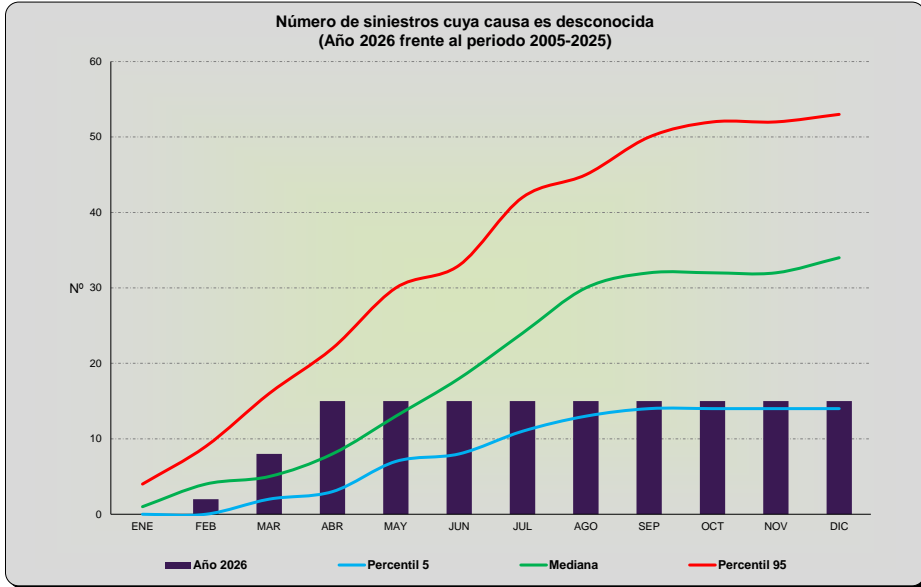


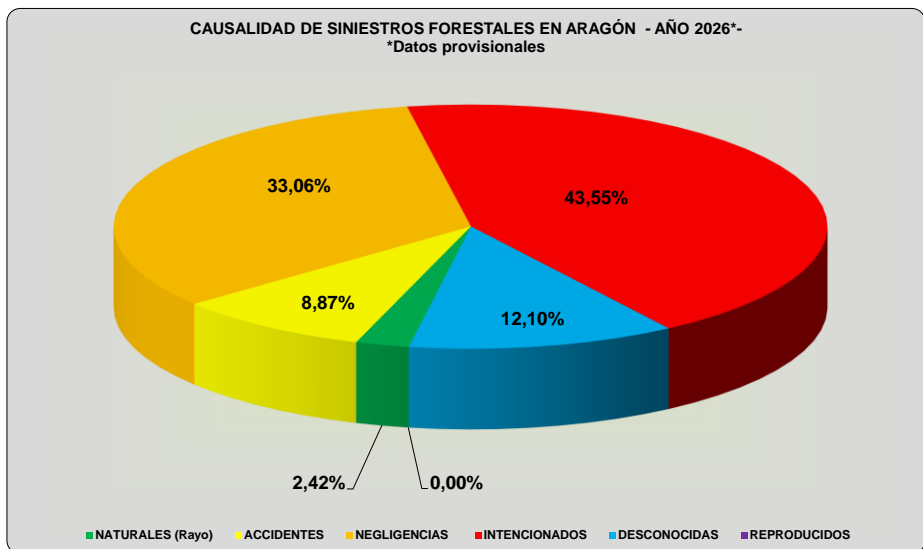
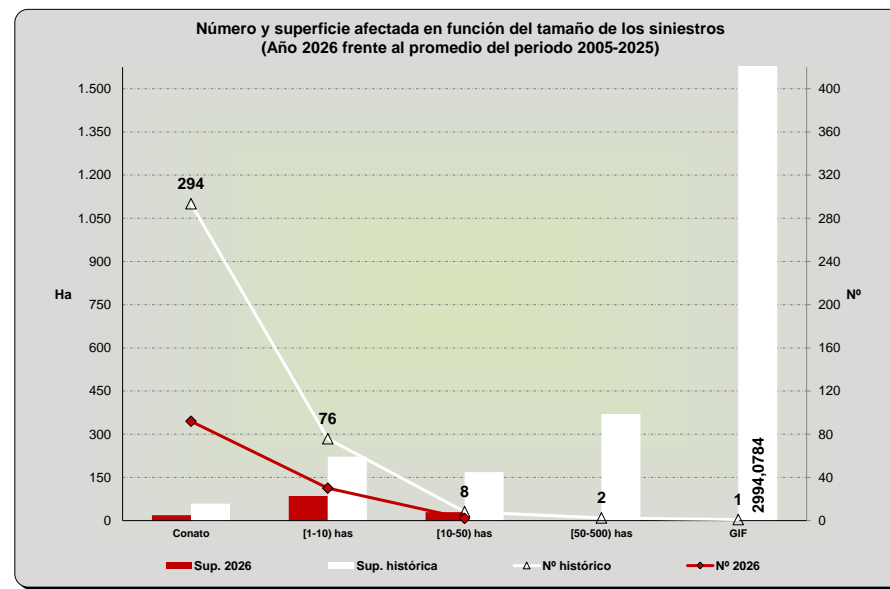
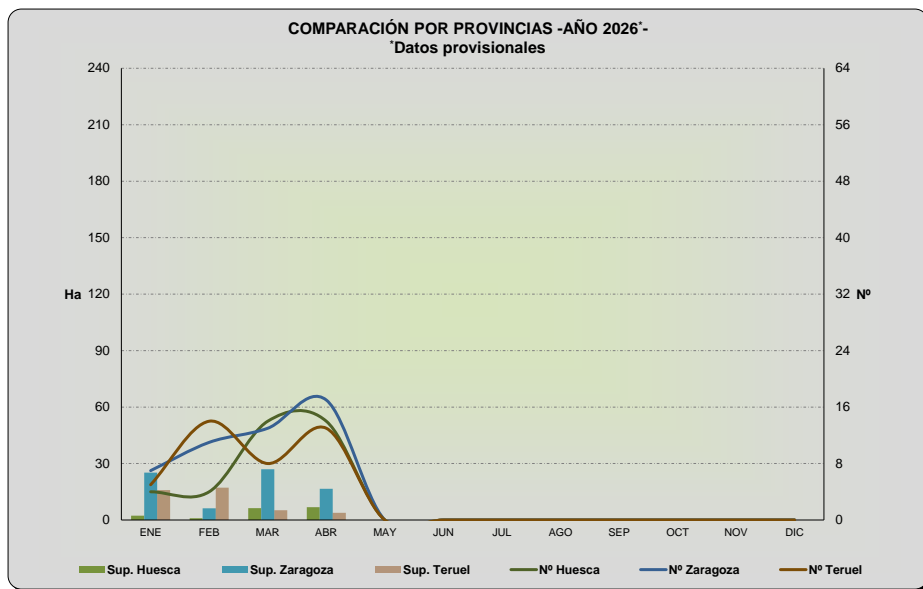
DATOS PROVISIONALES ESTADÍSTICA DE INCENDIOS 2026 - TERUEL -

| SEMANA | CONATO (< 1 HA) | | | | | | INCENDIO (>=1 HA) | | | | | | TOTAL | | | PROMEDIO 2005-2025 | | | | PROMEDIO ACUMULADO 2005-2025 | | | | | | | |
|------------|-----------------|---------------|---------------|-----------|---------------|---------------|-------------------|---------------|---------------|-----------|----------------|---------------|-----------|---------------|---------------|-------------------------|----------------|---------------|----------|------------------------------|-------------|-------------|-----------|------------|--------------|--------------|--------|
| | PARCIAL | | | ACUMULADO | | | PARCIAL | | | ACUMULADO | | | Periodo | | | 01/01/2005 - 31/12/2025 | | | | 01/01/2005 - 31/12/2025 | | | | | | | |
| | Nº | S.TOTAL | S.AR | Nº | S.TOTAL | S.AR | Nº | S.TOTAL | S.AR | Nº | S.TOTAL | S.AR | Nº | S.TOTAL | S.AR | Nº | S.TOTAL | S.AR | CONATOS | SINIESTROS | S. TOTAL | S. ARB. | CONATOS | SINIESTROS | S. TOTAL | S. ARB. | |
| Ene | 3 | 1,5500 | 0,0000 | 3 | 1,5500 | 0,0000 | 2 | 14,3600 | 2,1600 | 2 | 14,3600 | 2,1600 | 5 | 15,9100 | 2,1600 | 5 | 15,9100 | 2,1600 | 2 | 3 | 3,53 | 0,43 | 2 | 3 | 3,53 | 0,43 | |
| Feb | 9 | 1,9408 | 0,2000 | 12 | 3,4908 | 0,2000 | 5 | 15,2500 | 0,0000 | 7 | 29,6100 | 2,1600 | 14 | 17,1908 | 0,2000 | 19 | 33,1008 | 2,3600 | 6 | 9 | 14,18 | 2,28 | 8 | 12 | 17,71 | 2,71 | |
| Mar | 7 | 2,0355 | 0,4750 | 19 | 5,5263 | 0,6750 | 1 | 3,2000 | 0,2000 | 8 | 32,8100 | 2,3600 | 8 | 5,2355 | 0,6750 | 27 | 38,3363 | 3,0350 | 8 | 12 | 68,85 | 54,34 | 17 | 23 | 86,56 | 57,05 | |
| Abr | 12 | 2,8090 | 0,4530 | 31 | 8,3353 | 1,1280 | 1 | 1,0200 | 0,0000 | 9 | 33,8300 | 2,3600 | 13 | 3,8290 | 0,4530 | 40 | 42,1653 | 3,4880 | 3 | 4 | 3,22 | 1,36 | 20 | 28 | 89,78 | 58,42 | |
| May | 0 | 0,0000 | 0,0000 | 31 | 8,3353 | 1,1280 | 0 | 0,0000 | 0,0000 | 9 | 33,8300 | 2,3600 | 0 | 0,0000 | 0,0000 | 40 | 42,1653 | 3,4880 | 8 | 9 | 7,69 | 5,52 | 28 | 37 | 97,47 | 63,93 | |
| Jun | 1-8 | 0 | 0,0000 | 0,0000 | 31 | 8,3353 | 1,1280 | 0 | 0,0000 | 0,0000 | 9 | 33,8300 | 2,3600 | 0 | 0,0000 | 0,0000 | 40 | 42,1653 | 3,4880 | 2 | 3 | 0,70 | 0,55 | 31 | 39 | 98,17 | 64,49 |
| Jun | 9-15 | 0 | 0,0000 | 0,0000 | 31 | 8,3353 | 1,1280 | 0 | 0,0000 | 0,0000 | 9 | 33,8300 | 2,3600 | 0 | 0,0000 | 0,0000 | 40 | 42,1653 | 3,4880 | 2 | 2 | 0,75 | 0,22 | 33 | 42 | 98,91 | 64,71 |
| Jun | 16-22 | 0 | 0,0000 | 0,0000 | 31 | 8,3353 | 1,1280 | 0 | 0,0000 | 0,0000 | 9 | 33,8300 | 2,3600 | 0 | 0,0000 | 0,0000 | 40 | 42,1653 | 3,4880 | 3 | 3 | 68,13 | 21,56 | 36 | 45 | 167,04 | 86,27 |
| Jun | 23-29 | 0 | 0,0000 | 0,0000 | 31 | 8,3353 | 1,1280 | 0 | 0,0000 | 0,0000 | 9 | 33,8300 | 2,3600 | 0 | 0,0000 | 0,0000 | 40 | 42,1653 | 3,4880 | 3 | 3 | 3,64 | 3,37 | 38 | 48 | 170,68 | 89,63 |
| Jun-Jul | 30-6 | 0 | 0,0000 | 0,0000 | 31 | 8,3353 | 1,1280 | 0 | 0,0000 | 0,0000 | 9 | 33,8300 | 2,3600 | 0 | 0,0000 | 0,0000 | 40 | 42,1653 | 3,4880 | 3 | 3 | 7,30 | 1,16 | 41 | 51 | 177,98 | 90,79 |
| Jul | 7-13 | 0 | 0,0000 | 0,0000 | 31 | 8,3353 | 1,1280 | 0 | 0,0000 | 0,0000 | 9 | 33,8300 | 2,3600 | 0 | 0,0000 | 0,0000 | 40 | 42,1653 | 3,4880 | 3 | 3 | 0,85 | 0,24 | 44 | 54 | 178,83 | 91,03 |
| Jul | 14-20 | 0 | 0,0000 | 0,0000 | 31 | 8,3353 | 1,1280 | 0 | 0,0000 | 0,0000 | 9 | 33,8300 | 2,3600 | 0 | 0,0000 | 0,0000 | 40 | 42,1653 | 3,4880 | 4 | 4 | 25,11 | 8,66 | 47 | 58 | 203,94 | 99,68 |
| Jul | 21-27 | 0 | 0,0000 | 0,0000 | 31 | 8,3353 | 1,1280 | 0 | 0,0000 | 0,0000 | 9 | 33,8300 | 2,3600 | 0 | 0,0000 | 0,0000 | 40 | 42,1653 | 3,4880 | 4 | 4 | 460,07 | 379,63 | 51 | 63 | 664,01 | 479,31 |
| Jul-Ago | 28-3 | 0 | 0,0000 | 0,0000 | 31 | 8,3353 | 1,1280 | 0 | 0,0000 | 0,0000 | 9 | 33,8300 | 2,3600 | 0 | 0,0000 | 0,0000 | 40 | 42,1653 | 3,4880 | 4 | 4 | 69,74 | 29,19 | 55 | 67 | 733,75 | 508,50 |
| Ago | 4-10 | 0 | 0,0000 | 0,0000 | 31 | 8,3353 | 1,1280 | 0 | 0,0000 | 0,0000 | 9 | 33,8300 | 2,3600 | 0 | 0,0000 | 0,0000 | 40 | 42,1653 | 3,4880 | 4 | 4 | 2,96 | 1,40 | 59 | 71 | 736,71 | 509,90 |
| Ago | 11-17 | 0 | 0,0000 | 0,0000 | 31 | 8,3353 | 1,1280 | 0 | 0,0000 | 0,0000 | 9 | 33,8300 | 2,3600 | 0 | 0,0000 | 0,0000 | 40 | 42,1653 | 3,4880 | 4 | 4 | 14,88 | 9,97 | 62 | 75 | 751,59 | 519,87 |
| Ago | 18-24 | 0 | 0,0000 | 0,0000 | 31 | 8,3353 | 1,1280 | 0 | 0,0000 | 0,0000 | 9 | 33,8300 | 2,3600 | 0 | 0,0000 | 0,0000 | 40 | 42,1653 | 3,4880 | 3 | 3 | 0,64 | 0,31 | 65 | 78 | 752,23 | 520,19 |
| Ago | 25-31 | 0 | 0,0000 | 0,0000 | 31 | 8,3353 | 1,1280 | 0 | 0,0000 | 0,0000 | 9 | 33,8300 | 2,3600 | 0 | 0,0000 | 0,0000 | 40 | 42,1653 | 3,4880 | 3 | 3 | 14,26 | 5,70 | 68 | 81 | 766,50 | 525,89 |
| Sep | 1-7 | 0 | 0,0000 | 0,0000 | 31 | 8,3353 | 1,1280 | 0 | 0,0000 | 0,0000 | 9 | 33,8300 | 2,3600 | 0 | 0,0000 | 0,0000 | 40 | 42,1653 | 3,4880 | 3 | 3 | 0,96 | 0,18 | 71 | 84 | 767,46 | 526,06 |
| Sep | 8-14 | 0 | 0,0000 | 0,0000 | 31 | 8,3353 | 1,1280 | 0 | 0,0000 | 0,0000 | 9 | 33,8300 | 2,3600 | 0 | 0,0000 | 0,0000 | 40 | 42,1653 | 3,4880 | 2 | 2 | 0,88 | 0,42 | 73 | 86 | 768,33 | 526,48 |
| Sep | 15-21 | 0 | 0,0000 | 0,0000 | 31 | 8,3353 | 1,1280 | 0 | 0,0000 | 0,0000 | 9 | 33,8300 | 2,3600 | 0 | 0,0000 | 0,0000 | 40 | 42,1653 | 3,4880 | 1 | 1 | 0,31 | 0,24 | 74 | 88 | 768,64 | 526,72 |
| Sep | 22-28 | 0 | 0,0000 | 0,0000 | 31 | 8,3353 | 1,1280 | 0 | 0,0000 | 0,0000 | 9 | 33,8300 | 2,3600 | 0 | 0,0000 | 0,0000 | 40 | 42,1653 | 3,4880 | 1 | 1 | 0,73 | 0,12 | 75 | 89 | 769,37 | 526,84 |
| Sep-Oct | 29-5 | 0 | 0,0000 | 0,0000 | 31 | 8,3353 | 1,1280 | 0 | 0,0000 | 0,0000 | 9 | 33,8300 | 2,3600 | 0 | 0,0000 | 0,0000 | 40 | 42,1653 | 3,4880 | 1 | 1 | 1,23 | 0,40 | 76 | 90 | 770,60 | 527,24 |
| Oct | 6-12 | 0 | 0,0000 | 0,0000 | 31 | 8,3353 | 1,1280 | 0 | 0,0000 | 0,0000 | 9 | 33,8300 | 2,3600 | 0 | 0,0000 | 0,0000 | 40 | 42,1653 | 3,4880 | 0 | 0 | 0,27 | 0,08 | 76 | 90 | 770,87 | 527,32 |
| Oct | 13-19 | 0 | 0,0000 | 0,0000 | 31 | 8,3353 | 1,1280 | 0 | 0,0000 | 0,0000 | 9 | 33,8300 | 2,3600 | 0 | 0,0000 | 0,0000 | 40 | 42,1653 | 3,4880 | 0 | 0 | 0,03 | 0,03 | 77 | 91 | 770,90 | 527,35 |
| Oct | 20-26 | 0 | 0,0000 | 0,0000 | 31 | 8,3353 | 1,1280 | 0 | 0,0000 | 0,0000 | 9 | 33,8300 | 2,3600 | 0 | 0,0000 | 0,0000 | 40 | 42,1653 | 3,4880 | 0 | 0 | 0,15 | 0,10 | 77 | 91 | 771,05 | 527,45 |
| Oct | 27-31 | 0 | 0,0000 | 0,0000 | 31 | 8,3353 | 1,1280 | 0 | 0,0000 | 0,0000 | 9 | 33,8300 | 2,3600 | 0 | 0,0000 | 0,0000 | 40 | 42,1653 | 3,4880 | 0 | 0 | 0,24 | 0,07 | 77 | 92 | 771,29 | 527,52 |
| Nov | 0 | 0,0000 | 0,0000 | 31 | 8,3353 | 1,1280 | 0 | 0,0000 | 0,0000 | 9 | 33,8300 | 2,3600 | 0 | 0,0000 | 0,0000 | 40 | 42,1653 | 3,4880 | 1 | 1 | 0,75 | 0,19 | 78 | 93 | 772,04 | 527,71 | |
| Dic | 0 | 0,0000 | 0,0000 | 31 | 8,3353 | 1,1280 | 0 | 0,0000 | 0,0000 | 9 | 33,8300 | 2,3600 | 0 | 0,0000 | 0,0000 | 40 | 42,1653 | 3,4880 | 1 | 1 | 1,19 | 0,69 | 80 | 94 | 773,23 | 528,40 | |









SINIESTROS MÁS GRANDES EN 2026* (* Datos provisionales)

| Fecha | Municipio | Superficie (ha) | Causa | Nivel de alerta |
|------------|----------------|-----------------|------------------|-----------------|
| 26/03/2026 | Zuera | 15,0000 | Intencionado | Verde |
| 13/01/2026 | Mallén | 14,2462 | Intencionado | Verde |
| 13/01/2026 | Cella | 9,5700 | Negligencia | Verde |
| 26/02/2026 | Caminreal | 7,0000 | Intencionado | Verde |
| 01/04/2026 | Boquiñeni | 7,0000 | Intencionado | Verde |
| 12/01/2026 | Novillas | 6,8308 | Intencionado | Verde |
| 13/01/2026 | Cella | 4,7900 | Negligencia | Verde |
| 02/04/2026 | Alcubierre | 4,5000 | En investigación | Verde |
| 31/03/2026 | Capdesaso | 4,0000 | En investigación | Verde |
| 23/02/2026 | Fuentes Claras | 3,9000 | Negligencia | Verde |

