

el 900 504 405

durante 2011

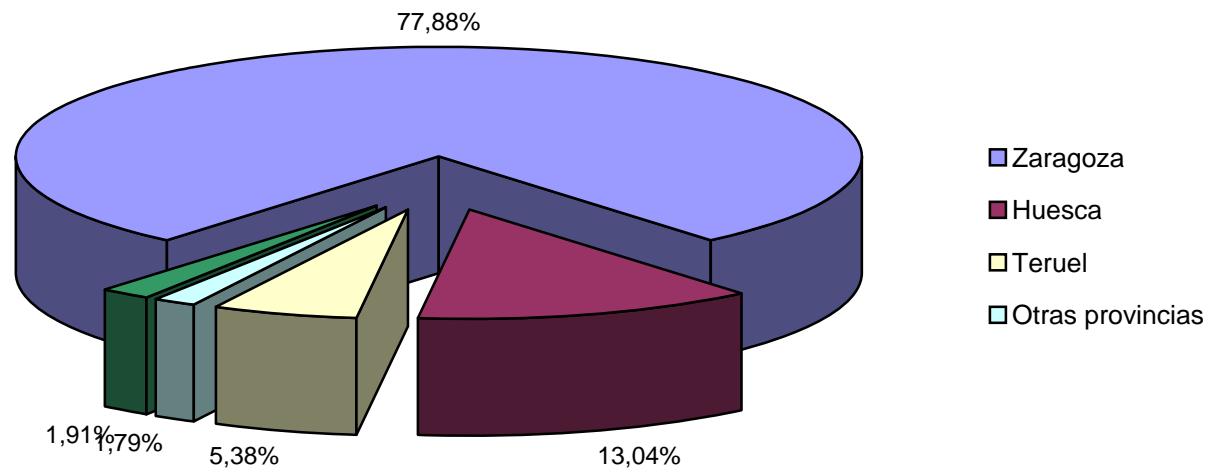
| LLAMADAS POR PROVINCIA | ene | feb | mar | abr | may | jun | jul | ago | sep | oct | nov | dic | T |
|-------------------------------|------------|------------|------------|------------|------------|------------|------------|------------|------------|------------|------------|------------|--------------|
| Zaragoza | 311 | 255 | 236 | 283 | 309 | 269 | 260 | 321 | 281 | 269 | 257 | 251 | 3.302 |
| Huesca | 60 | 37 | 46 | 64 | 51 | 56 | 22 | 59 | 27 | 43 | 50 | 38 | 553 |
| Teruel | 23 | 19 | 10 | 23 | 14 | 11 | 24 | 28 | 17 | 16 | 18 | 25 | 228 |
| Otras provincias | 6 | 7 | 11 | 6 | 11 | 2 | 4 | 7 | 5 | 4 | 7 | 6 | 76 |
| Origen desconocido | 4 | 6 | 3 | 9 | 10 | 10 | 8 | 10 | 4 | 4 | 7 | 6 | 81 |
| TOTAL | 404 | 324 | 306 | 385 | 395 | 348 | 318 | 425 | 334 | 336 | 339 | 326 | 4.240 |

el 900 504 405**durante 2011**

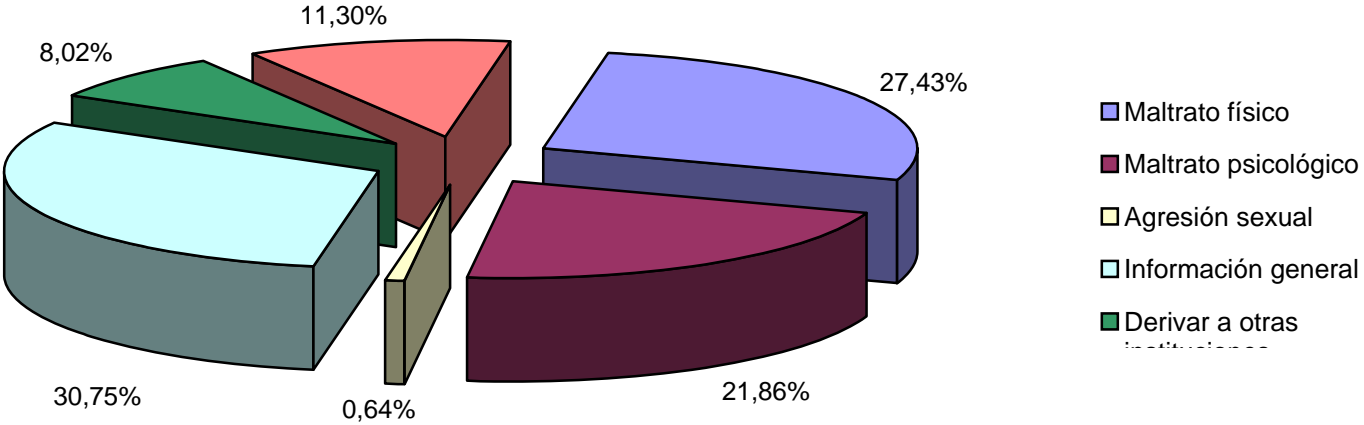
| MOTIVO DE LAS LLAMADAS | Ene | Feb | Mar | Abr | May | Jun | Jul | Ago | Sep | Oct | Nov | Dic | T |
|-------------------------------|------------|------------|------------|------------|------------|------------|------------|------------|------------|------------|------------|------------|--------------|
| Maltrato físico | 120 | 69 | 96 | 110 | 112 | 101 | 89 | 135 | 85 | 86 | 78 | 82 | 1.163 |
| Maltrato psicológico | 85 | 83 | 72 | 77 | 85 | 76 | 56 | 88 | 82 | 75 | 51 | 97 | 927 |
| Agresión sexual | 3 | 4 | 2 | 3 | 3 | 4 | 1 | 0 | 3 | 1 | 3 | 0 | 27 |
| Información general | 107 | 112 | 82 | 120 | 124 | 96 | 109 | 113 | 108 | 108 | 129 | 96 | 1.304 |
| Derivar a otras instituciones | 39 | 21 | 16 | 36 | 38 | 31 | 25 | 38 | 26 | 17 | 32 | 21 | 340 |
| Otros | 50 | 35 | 38 | 39 | 33 | 40 | 38 | 51 | 30 | 49 | 46 | 30 | 479 |
| TOTAL | 404 | 324 | 306 | 385 | 395 | 348 | 318 | 425 | 334 | 336 | 339 | 326 | 4.240 |

| DERIVACION DE LAS LLAMADAS | ene | feb | mar | abr | may | jun | jul | ago | sep | oct | nov | dic | T |
|-----------------------------------|------------|------------|------------|------------|------------|------------|------------|------------|------------|------------|------------|------------|--------------|
| Abogada/o Zaragoza | 112 | 81 | 94 | 111 | 132 | 110 | 104 | 131 | 105 | 90 | 84 | 93 | 1.247 |
| Abogada/o Huesca | 15 | 10 | 11 | 24 | 14 | 10 | 7 | 23 | 4 | 11 | 4 | 5 | 138 |
| Abogada/o Teruel | 2 | 2 | 1 | 6 | 5 | 1 | 1 | 2 | 3 | 2 | 1 | 4 | 30 |
| Trabajadora Social Zaragoza | 33 | 16 | 8 | 22 | 19 | 13 | 11 | 26 | 12 | 18 | 26 | 17 | 221 |
| Trabajadora Social Huesca | 9 | 1 | 13 | 13 | 7 | 14 | 2 | 7 | 4 | 5 | 4 | 4 | 83 |
| Trabajadora Social Teruel | 6 | 6 | 4 | 5 | 6 | 0 | 5 | 8 | | 3 | 2 | 8 | 53 |
| IAM Zaragoza | 46 | 70 | 53 | 51 | 52 | 39 | 38 | 56 | 76 | 59 | 62 | 40 | 642 |
| IAM Huesca | 16 | 13 | 4 | 8 | 7 | 10 | 9 | 6 | 6 | 9 | 17 | 6 | 111 |
| IAM Teruel | 2 | 6 | 1 | 3 | 3 | 4 | 3 | 4 | 3 | 7 | 3 | 6 | 45 |
| Otros IAM | 3 | 0 | 2 | 1 | 2 | 2 | 2 | 1 | | 1 | 2 | 2 | 18 |
| Policía/Guardia Civil | 6 | 8 | 4 | 4 | 4 | 10 | 12 | 8 | 4 | 4 | 3 | 6 | 73 |
| Otros | 13 | 13 | 14 | 23 | 17 | 27 | 6 | 17 | 14 | 19 | 11 | 9 | 183 |
| No necesita derivación | 141 | 98 | 97 | 114 | 127 | 108 | 118 | 136 | 103 | 108 | 120 | 126 | 1.396 |
| TOTAL | 404 | 324 | 306 | 385 | 395 | 348 | 318 | 425 | 334 | 336 | 339 | 326 | 4.240 |

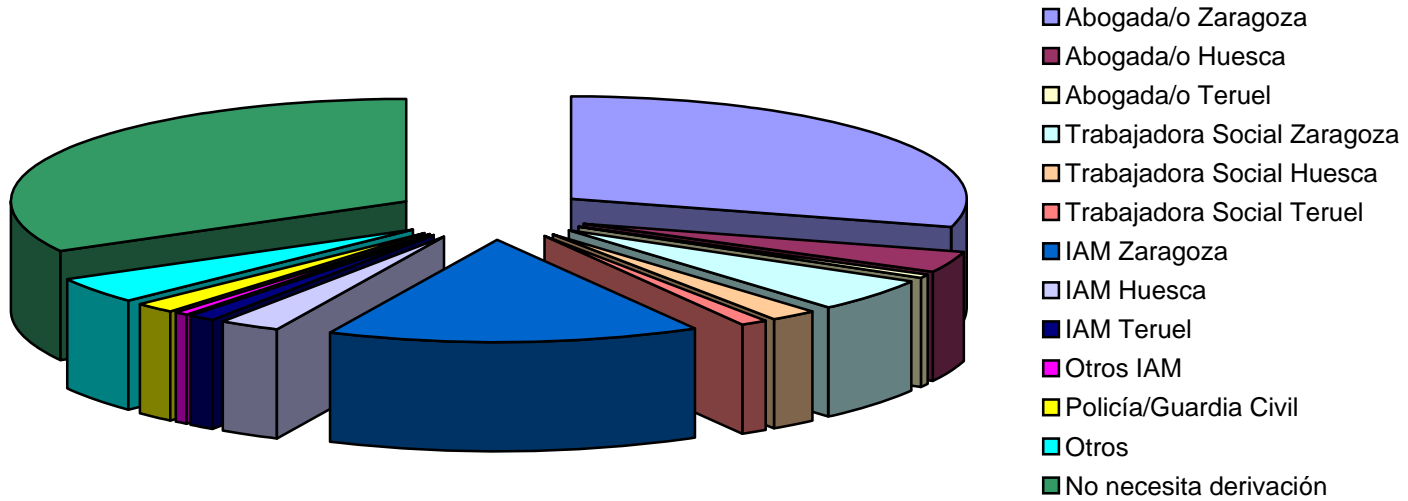
Llamadas por Provincias 2011



Motivo de las llamadas 2011



Derivación de las Llamadas 2011



Evolución por Meses 2011

